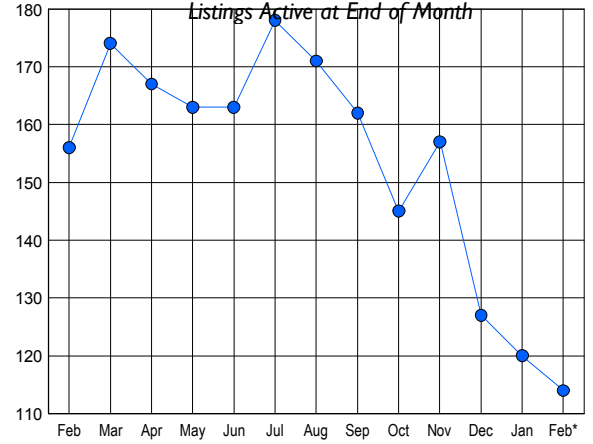


LISTINGS

Price Range	New This Month			Total Actives		
	2009	2008	% Change	2009	2008	% Change
0 - 149,999	5	2	150.0	24	10	140.0
150,000 - 199,999	11	13	-15.4	60	37	62.2
200,000 - 299,999	1	18	-94.4	15	83	-81.9
300,000 - 399,999	1	2	-50.0	4	12	-66.7
400,000 - 499,999	1	0	100.0	4	4	0.0
500,000 - 599,999	1	0	100.0	5	7	-28.6
600,000 - 699,999	0	1	-100.0	0	2	-100.0
700,000 - 799,999	0	0	0.0	0	0	0.0
800,000 - 899,999	0	0	0.0	2	1	100.0
900,000 - 999,999	0	0	0.0	0	0	0.0
1,000,000 - 1,249,999	0	0	0.0	0	0	0.0
1,250,000 - 1,499,999	0	0	0.0	0	0	0.0
1,500,000 +	0	0	0.0	0	0	0.0
TOTALS	20	36	-44.4	114	156	-26.9

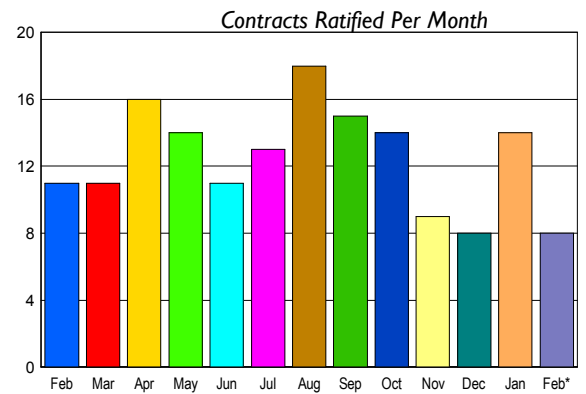
INVENTORY TREND



CONTRACTS

Price Range	New This Month			Year-To-Date		
	2009	2008	% Change	2009	2008	% Change
0 - 149,999	1	1	0.0	8	2	300.0
150,000 - 199,999	6	4	50.0	11	10	10.0
200,000 - 299,999	1	5	-80.0	4	9	-55.6
300,000 - 399,999	0	0	0.0	0	0	0.0
400,000 - 499,999	0	0	0.0	0	0	0.0
500,000 - 599,999	0	0	0.0	0	1	-100.0
600,000 - 699,999	0	1	-100.0	0	1	-100.0
700,000 - 799,999	0	0	0.0	0	0	0.0
800,000 - 899,999	0	0	0.0	0	0	0.0
900,000 - 999,999	0	0	0.0	0	0	0.0
1,000,000 - 1,249,999	0	0	0.0	0	0	0.0
1,250,000 - 1,499,999	0	0	0.0	0	0	0.0
1,500,000 +	0	0	0.0	0	0	0.0
TOTALS	8	11	-27.3	23	23	0.0

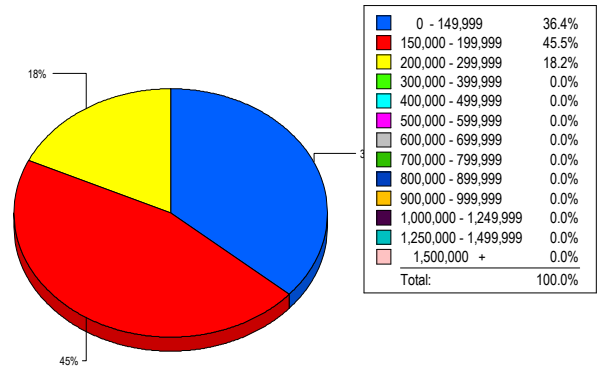
SALES TREND



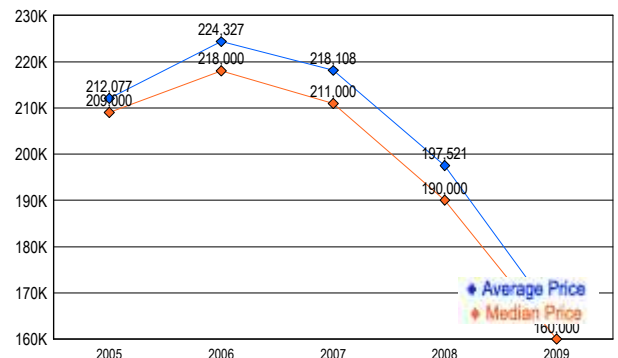
SETTLEMENTS

Price Range	New This Month			Year-To-Date		
	2009	2008	% Change	2009	2008	% Change
0 - 149,999	4	0	400.0	7	1	600.0
150,000 - 199,999	5	4	25.0	11	12	-8.3
200,000 - 299,999	2	5	-60.0	2	10	-80.0
300,000 - 399,999	0	0	0.0	1	0	-100.0
400,000 - 499,999	0	0	0.0	0	0	0.0
500,000 - 599,999	0	0	0.0	0	1	-100.0
600,000 - 699,999	0	1	-100.0	0	1	-100.0
700,000 - 799,999	0	0	0.0	0	0	0.0
800,000 - 899,999	0	0	0.0	0	0	0.0
900,000 - 999,999	0	0	0.0	0	0	0.0
1,000,000 - 1,249,999	0	0	0.0	0	0	0.0
1,250,000 - 1,499,999	0	0	0.0	0	0	0.0
1,500,000 +	0	0	0.0	0	0	0.0
TOTALS	11	10	10.0	21	25	-16.0

MARKET BY PRICE RANGE



AVERAGE & MEDIAN PRICE



DATA SOURCE: Metropolitan Regional Information Systems, Inc. (MRIS)

NOTES: Properties not listed through this Multiple Listing Service are not reflected. The term "sales" represents ratified purchase contracts. Current year information is preliminary and subject to revision. Current year-to-date contract information may not equal the sum of the monthly contract totals reported in