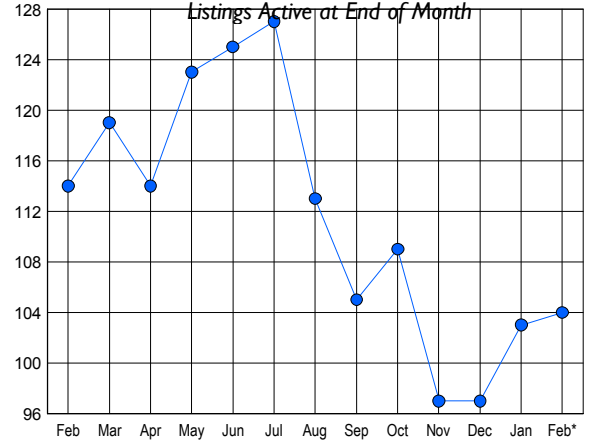




LISTINGS

Price Range	New This Month			Total Actives		
	2010	2009	% Change	2010	2009	% Change
0 - 149,999	14	5	180.0	39	24	62.5
150,000 - 199,999	5	11	-54.5	25	60	-58.3
200,000 - 299,999	11	1	1000.0	30	15	100.0
300,000 - 399,999	0	1	-100.0	2	4	-50.0
400,000 - 499,999	0	1	-100.0	4	4	0.0
500,000 - 599,999	0	1	-100.0	2	5	-60.0
600,000 - 699,999	0	0	0.0	0	0	0.0
700,000 - 799,999	0	0	0.0	1	0	0.0
800,000 - 899,999	0	0	0.0	1	2	-50.0
900,000 - 999,999	0	0	0.0	0	0	0.0
1,000,000 - 1,249,999	0	0	0.0	0	0	0.0
1,250,000 - 1,499,999	0	0	0.0	0	0	0.0
1,500,000 +	0	0	0.0	0	0	0.0
TOTALS	30	20	50.0	104	114	-8.8

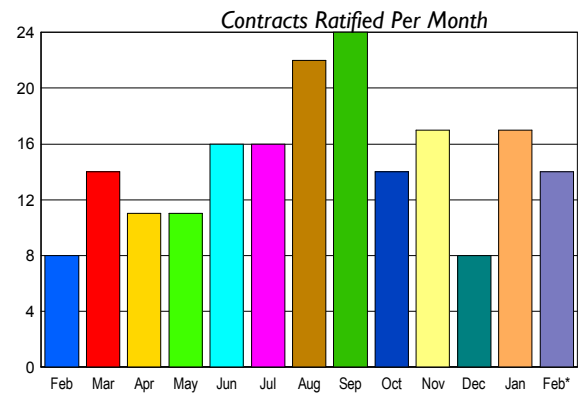
INVENTORY TREND



CONTRACTS

Price Range	New This Month			Year-To-Date		
	2010	2009	% Change	2010	2009	% Change
0 - 149,999	7	1	600.0	15	8	87.5
150,000 - 199,999	7	6	16.7	10	11	-9.1
200,000 - 299,999	0	1	-100.0	3	4	-25.0
300,000 - 399,999	0	0	0.0	0	0	0.0
400,000 - 499,999	0	0	0.0	1	0	100.0
500,000 - 599,999	0	0	0.0	0	0	0.0
600,000 - 699,999	0	0	0.0	0	0	0.0
700,000 - 799,999	0	0	0.0	0	0	0.0
800,000 - 899,999	0	0	0.0	0	0	0.0
900,000 - 999,999	0	0	0.0	0	0	0.0
1,000,000 - 1,249,999	0	0	0.0	0	0	0.0
1,250,000 - 1,499,999	0	0	0.0	0	0	0.0
1,500,000 +	0	0	0.0	0	0	0.0
TOTALS	14	8	75.0	29	23	26.1

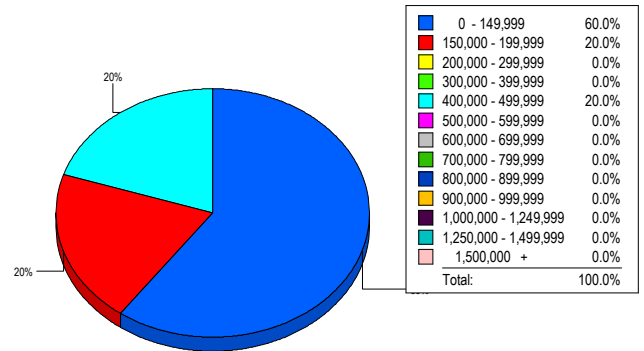
SALES TREND



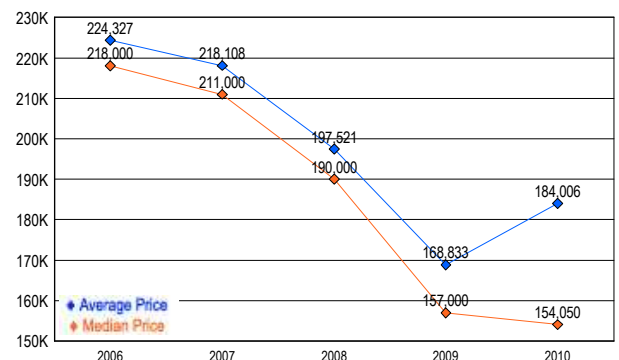
SETTLEMENTS

Price Range	New This Month			Year-To-Date		
	2010	2009	% Change	2010	2009	% Change
0 - 149,999	3	4	-25.0	7	7	0.0
150,000 - 199,999	1	5	-80.0	3	11	-72.7
200,000 - 299,999	0	2	-100.0	2	2	0.0
300,000 - 399,999	0	0	0.0	0	1	-100.0
400,000 - 499,999	1	0	100.0	2	0	-200.0
500,000 - 599,999	0	0	0.0	0	0	0.0
600,000 - 699,999	0	0	0.0	0	0	0.0
700,000 - 799,999	0	0	0.0	0	0	0.0
800,000 - 899,999	0	0	0.0	0	0	0.0
900,000 - 999,999	0	0	0.0	0	0	0.0
1,000,000 - 1,249,999	0	0	0.0	0	0	0.0
1,250,000 - 1,499,999	0	0	0.0	0	0	0.0
1,500,000 +	0	0	0.0	0	0	0.0
TOTALS	5	11	-54.5	14	21	-33.3

MARKET BY PRICE RANGE



AVERAGE & MEDIAN PRICE



DATA SOURCE: Metropolitan Regional Information Systems, Inc. (MRIS)

NOTES: Properties not listed through this Multiple Listing Service are not reflected. The term "sales" represents ratified purchase contracts. Current year information is preliminary and subject to revision. Current year-to-date contract information may not equal the sum of the monthly contract totals reported in