

FREDERICK COUNTY

Residential Market Report



HOUSING REPORT

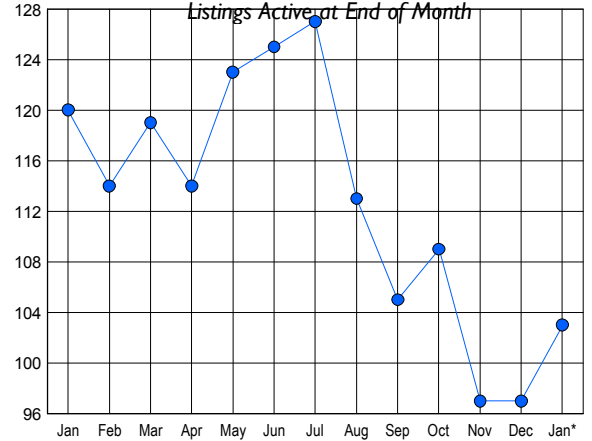
CONDO & COOPS

January 2010

LISTINGS

Price Range	New This Month			Total Actives		
	2010	2009	% Change	2010	2009	% Change
0 - 149,999	12	4	200.0	33	24	37.5
150,000 - 199,999	8	15	-46.7	28	56	-50.0
200,000 - 299,999	7	1	600.0	33	27	22.2
300,000 - 399,999	0	0	0.0	1	3	-66.7
400,000 - 499,999	3	0	300.0	4	4	0.0
500,000 - 599,999	0	0	0.0	2	4	-50.0
600,000 - 699,999	0	0	0.0	0	0	0.0
700,000 - 799,999	0	0	0.0	1	0	0.0
800,000 - 899,999	0	0	0.0	1	2	-50.0
900,000 - 999,999	0	0	0.0	0	0	0.0
1,000,000 - 1,249,999	0	0	0.0	0	0	0.0
1,250,000 - 1,499,999	0	0	0.0	0	0	0.0
1,500,000 +	0	0	0.0	0	0	0.0
TOTALS	30	20	50.0	103	120	-14.2

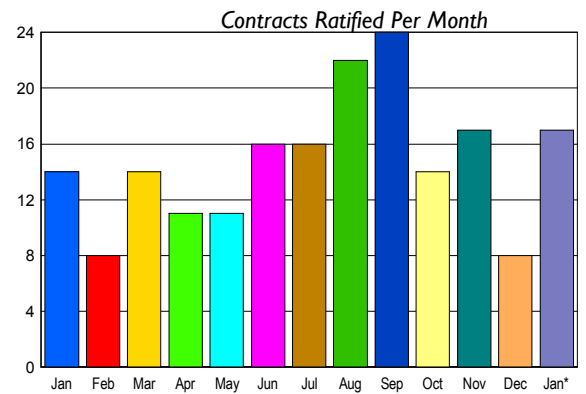
INVENTORY TREND



CONTRACTS

Price Range	New This Month			Year-To-Date		
	2010	2009	% Change	2010	2009	% Change
0 - 149,999	9	6	50.0	9	6	50.0
150,000 - 199,999	4	5	-20.0	4	5	-20.0
200,000 - 299,999	3	3	0.0	3	3	0.0
300,000 - 399,999	0	0	0.0	0	0	0.0
400,000 - 499,999	1	0	100.0	1	0	100.0
500,000 - 599,999	0	0	0.0	0	0	0.0
600,000 - 699,999	0	0	0.0	0	0	0.0
700,000 - 799,999	0	0	0.0	0	0	0.0
800,000 - 899,999	0	0	0.0	0	0	0.0
900,000 - 999,999	0	0	0.0	0	0	0.0
1,000,000 - 1,249,999	0	0	0.0	0	0	0.0
1,250,000 - 1,499,999	0	0	0.0	0	0	0.0
1,500,000 +	0	0	0.0	0	0	0.0
TOTALS	17	14	21.4	17	14	21.4

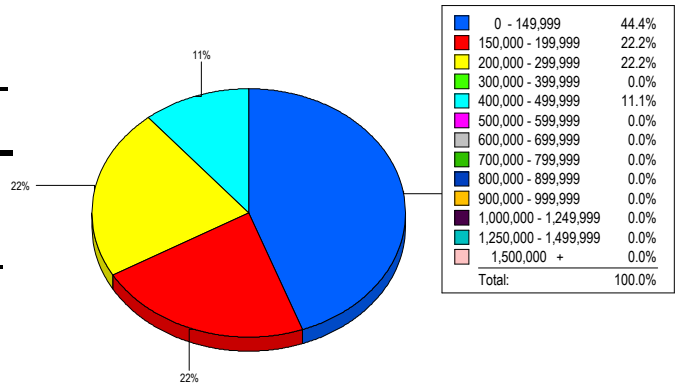
SALES TREND



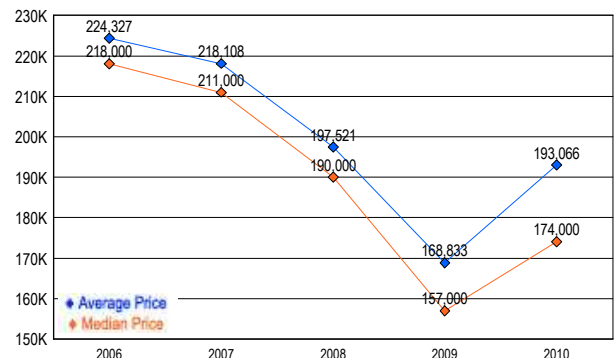
SETTLEMENTS

Price Range	New This Month			Year-To-Date		
	2010	2009	% Change	2010	2009	% Change
0 - 149,999	4	2	100.0	4	2	100.0
150,000 - 199,999	2	6	-66.7	2	6	-66.7
200,000 - 299,999	2	0	200.0	2	0	-200.0
300,000 - 399,999	0	1	-100.0	0	1	-100.0
400,000 - 499,999	1	0	100.0	1	0	-100.0
500,000 - 599,999	0	0	0.0	0	0	0.0
600,000 - 699,999	0	0	0.0	0	0	0.0
700,000 - 799,999	0	0	0.0	0	0	0.0
800,000 - 899,999	0	0	0.0	0	0	0.0
900,000 - 999,999	0	0	0.0	0	0	0.0
1,000,000 - 1,249,999	0	0	0.0	0	0	0.0
1,250,000 - 1,499,999	0	0	0.0	0	0	0.0
1,500,000 +	0	0	0.0	0	0	0.0
TOTALS	9	9	0.0	9	9	0.0

MARKET BY PRICE RANGE



AVERAGE & MEDIAN PRICE



DATA SOURCE: Metropolitan Regional Information Systems, Inc. (MRIS)

NOTES: Properties not listed through this Multiple Listing Service are not reflected. The term "sales" represents ratified purchase contracts. Current year information is preliminary and subject to revision. Current year- to- date contract information may not equal the sum of the monthly contract totals reported in