

FREDERICK COUNTY Residential Market Report



HOUSING REPORT CONDO & COOPS June 2010

LISTINGS

Price Range	New This Month			Total Actives		
	2010	2009	% Change	2010	2009	% Change
0 - 149,999	10	7	42.9	48	26	84.6
150,000 - 199,999	10	14	-28.6	31	63	-50.8
200,000 - 299,999	10	3	233.3	27	19	42.1
300,000 - 399,999	1	1	0.0	3	6	-50.0
400,000 - 499,999	0	0	0.0	1	5	-80.0
500,000 - 599,999	0	0	0.0	2	3	-33.3
600,000 - 699,999	0	0	0.0	0	0	0.0
700,000 - 799,999	0	0	0.0	1	2	-50.0
800,000 - 899,999	0	0	0.0	0	0	0.0
900,000 - 999,999	0	0	0.0	0	1	-100.0
1,000,000 - 1,249,999	0	0	0.0	0	0	0.0
1,250,000 - 1,499,999	0	0	0.0	0	0	0.0
1,500,000 +	0	0	0.0	0	0	0.0
TOTALS	31	25	24.0	113	125	-9.6

CONTRACTS

Price Range	New This Month			Year-To-Date		
	2010	2009	% Change	2010	2009	% Change
0 - 149,999	10	5	100.0	48	25	92.0
150,000 - 199,999	6	7	-14.3	42	32	31.3
200,000 - 299,999	3	3	0.0	23	12	91.7
300,000 - 399,999	1	1	0.0	2	1	100.0
400,000 - 499,999	1	0	100.0	4	1	300.0
500,000 - 599,999	0	0	0.0	0	0	0.0
600,000 - 699,999	1	0	100.0	2	0	200.0
700,000 - 799,999	0	0	0.0	0	0	0.0
800,000 - 899,999	0	0	0.0	0	0	0.0
900,000 - 999,999	0	0	0.0	0	0	0.0
1,000,000 - 1,249,999	0	0	0.0	0	0	0.0
1,250,000 - 1,499,999	0	0	0.0	0	0	0.0
1,500,000 +	0	0	0.0	0	0	0.0
TOTALS	22	16	37.5	121	71	70.4

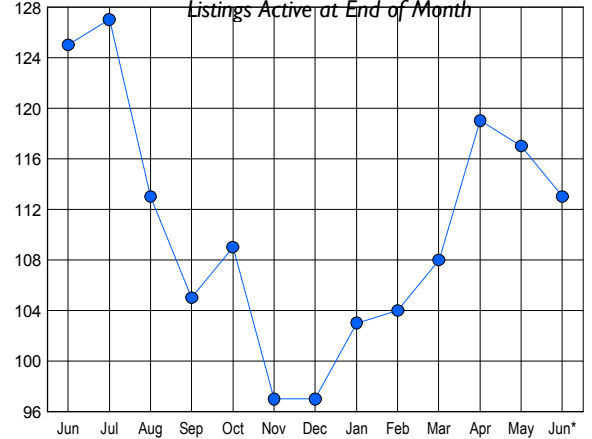
SETTLEMENTS

Price Range	New This Month			Year-To-Date		
	2010	2009	% Change	2010	2009	% Change
0 - 149,999	8	2	300.0	36	19	89.5
150,000 - 199,999	9	2	350.0	37	27	37.0
200,000 - 299,999	2	0	200.0	11	7	57.1
300,000 - 399,999	2	0	200.0	3	1	200.0
400,000 - 499,999	0	0	0.0	3	1	200.0
500,000 - 599,999	0	0	0.0	0	0	0.0
600,000 - 699,999	1	0	100.0	1	0	-100.0
700,000 - 799,999	0	0	0.0	0	0	0.0
800,000 - 899,999	0	0	0.0	0	0	0.0
900,000 - 999,999	0	0	0.0	0	0	0.0
1,000,000 - 1,249,999	0	0	0.0	0	0	0.0
1,250,000 - 1,499,999	0	0	0.0	0	0	0.0
1,500,000 +	0	0	0.0	0	0	0.0
TOTALS	22	4	450.0	91	55	65.5

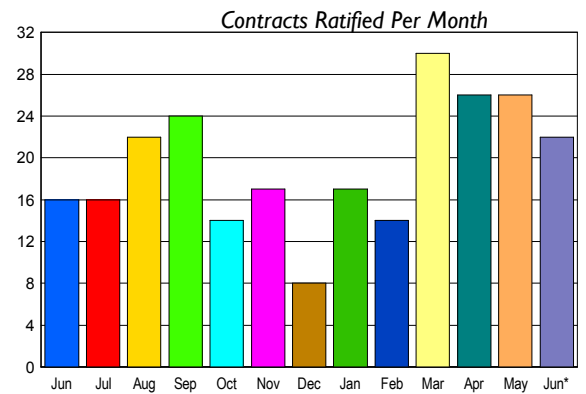
DATA SOURCE: Metropolitan Regional Information Systems, Inc. (MRIS)

NOTES: Properties not listed through this Multiple Listing Service are not reflected. The term "sales" represents ratified purchase contracts. Current year information is preliminary and subject to revision. Current year- to- date contract information may not equal the sum of the monthly contract totals reported in

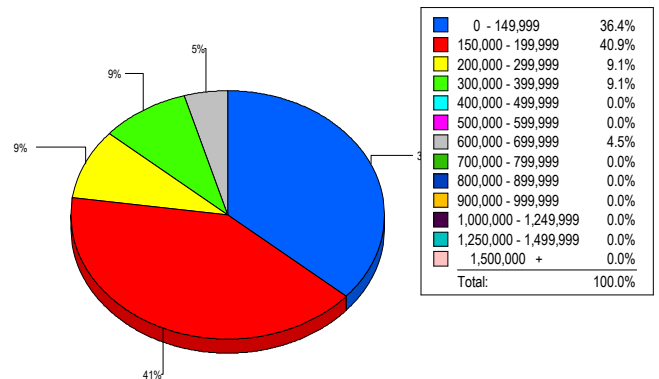
INVENTORY TREND



SALES TREND



MARKET BY PRICE RANGE



AVERAGE & MEDIAN PRICE

