

FREDERICK COUNTY Residential Market Report



HOUSING REPORT CONDO & COOPS March 2010

LISTINGS

Price Range	New This Month			Total Actives		
	2010	2009	% Change	2010	2009	% Change
0 - 149,999	18	6	200.0	43	30	43.3
150,000 - 199,999	18	12	50.0	27	56	-51.8
200,000 - 299,999	7	8	-12.5	27	19	42.1
300,000 - 399,999	0	0	0.0	2	4	-50.0
400,000 - 499,999	1	0	100.0	4	5	-20.0
500,000 - 599,999	0	0	0.0	2	3	-33.3
600,000 - 699,999	0	0	0.0	0	0	0.0
700,000 - 799,999	0	0	0.0	2	2	0.0
800,000 - 899,999	1	0	100.0	1	0	0.0
900,000 - 999,999	0	0	0.0	0	0	0.0
1,000,000 - 1,249,999	0	0	0.0	0	0	0.0
1,250,000 - 1,499,999	0	0	0.0	0	0	0.0
1,500,000 +	0	0	0.0	0	0	0.0
TOTALS	45	26	73.1	108	119	-9.2

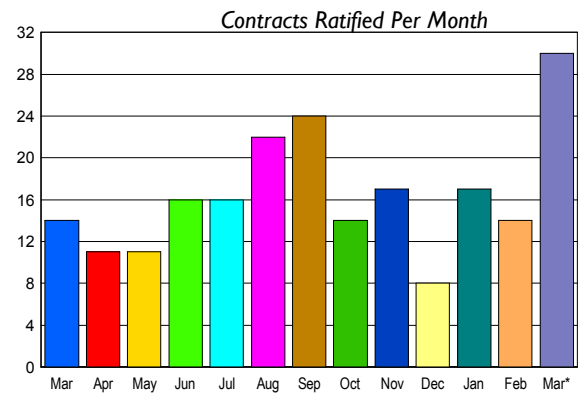
INVENTORY TREND



CONTRACTS

Price Range	New This Month			Year-To-Date		
	2010	2009	% Change	2010	2009	% Change
0 - 149,999	15	4	275.0	29	12	141.7
150,000 - 199,999	8	8	0.0	19	18	5.6
200,000 - 299,999	6	2	200.0	9	6	50.0
300,000 - 399,999	0	0	0.0	0	0	0.0
400,000 - 499,999	1	0	100.0	2	0	200.0
500,000 - 599,999	0	0	0.0	0	0	0.0
600,000 - 699,999	0	0	0.0	0	0	0.0
700,000 - 799,999	0	0	0.0	0	0	0.0
800,000 - 899,999	0	0	0.0	0	0	0.0
900,000 - 999,999	0	0	0.0	0	0	0.0
1,000,000 - 1,249,999	0	0	0.0	0	0	0.0
1,250,000 - 1,499,999	0	0	0.0	0	0	0.0
1,500,000 +	0	0	0.0	0	0	0.0
TOTALS	30	14	114.3	59	36	63.9

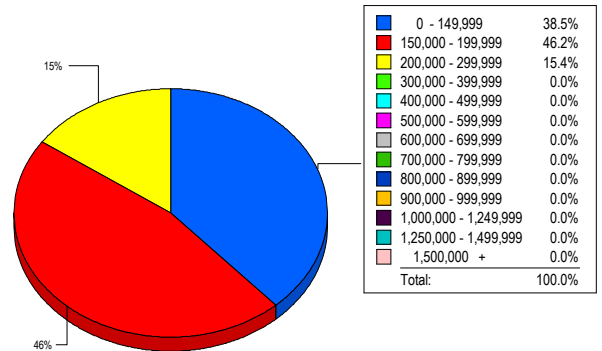
SALES TREND



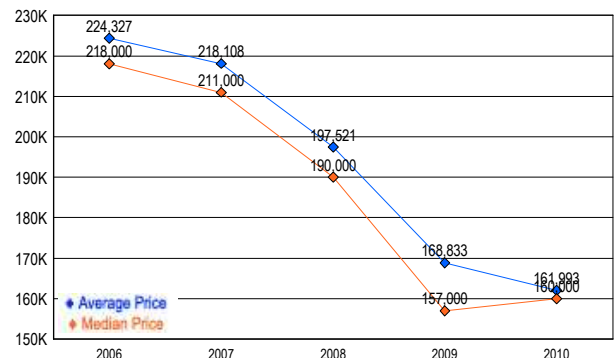
SETTLEMENTS

Price Range	New This Month			Year-To-Date		
	2010	2009	% Change	2010	2009	% Change
0 - 149,999	5	3	66.7	13	10	30.0
150,000 - 199,999	6	2	200.0	10	14	-28.6
200,000 - 299,999	2	2	0.0	4	4	0.0
300,000 - 399,999	0	0	0.0	0	1	-100.0
400,000 - 499,999	0	0	0.0	2	0	-200.0
500,000 - 599,999	0	0	0.0	0	0	0.0
600,000 - 699,999	0	0	0.0	0	0	0.0
700,000 - 799,999	0	0	0.0	0	0	0.0
800,000 - 899,999	0	0	0.0	0	0	0.0
900,000 - 999,999	0	0	0.0	0	0	0.0
1,000,000 - 1,249,999	0	0	0.0	0	0	0.0
1,250,000 - 1,499,999	0	0	0.0	0	0	0.0
1,500,000 +	0	0	0.0	0	0	0.0
TOTALS	13	7	85.7	29	29	0.0

MARKET BY PRICE RANGE



AVERAGE & MEDIAN PRICE



DATA SOURCE: Metropolitan Regional Information Systems, Inc. (MRIS)

NOTES: Properties not listed through this Multiple Listing Service are not reflected. The term "sales" represents ratified purchase contracts. Current year information is preliminary and subject to revision. Current year- to- date contract information may not equal the sum of the monthly contract totals reported in