

FREDERICK COUNTY Residential Market Report

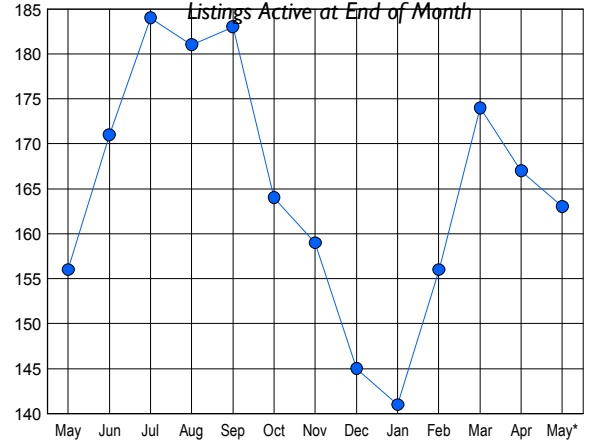


HOUSING REPORT CONDO & COOPS May 2008

LISTINGS

Price Range	New This Month			Total Actives		
	2008	2007	% Change	2008	2007	% Change
0 - 149,999	2	1	100.0	13	7	85.7
150,000 - 199,999	10	14	-28.6	54	40	35.0
200,000 - 299,999	16	32	-50.0	73	79	-7.6
300,000 - 399,999	1	4	-75.0	11	9	22.2
400,000 - 499,999	1	0	100.0	3	7	-57.1
500,000 - 599,999	0	1	-100.0	5	7	-28.6
600,000 - 699,999	0	1	-100.0	2	4	-50.0
700,000 - 799,999	0	0	0.0	0	2	-100.0
800,000 - 899,999	0	0	0.0	1	0	0.0
900,000 - 999,999	0	0	0.0	1	0	0.0
1,000,000 - 1,249,999	0	0	0.0	0	1	-100.0
1,250,000 - 1,499,999	0	0	0.0	0	0	0.0
1,500,000 +	0	0	0.0	0	0	0.0
TOTALS	30	53	-43.4	163	156	4.5

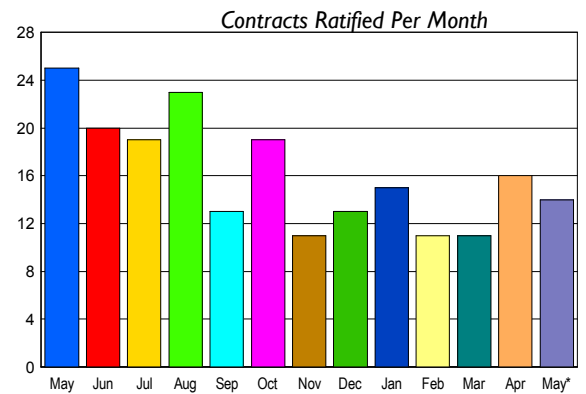
INVENTORY TREND



CONTRACTS

Price Range	New This Month			Year-To-Date		
	2008	2007	% Change	2008	2007	% Change
0 - 149,999	0	0	0.0	4	2	100.0
150,000 - 199,999	6	12	-50.0	28	41	-31.7
200,000 - 299,999	8	12	-33.3	29	66	-56.1
300,000 - 399,999	0	1	-100.0	1	4	-75.0
400,000 - 499,999	0	0	0.0	0	0	0.0
500,000 - 599,999	0	0	0.0	2	1	100.0
600,000 - 699,999	0	0	0.0	1	0	100.0
700,000 - 799,999	0	0	0.0	0	0	0.0
800,000 - 899,999	0	0	0.0	0	1	-100.0
900,000 - 999,999	0	0	0.0	0	0	0.0
1,000,000 - 1,249,999	0	0	0.0	0	0	0.0
1,250,000 - 1,499,999	0	0	0.0	0	0	0.0
1,500,000 +	0	0	0.0	0	0	0.0
TOTALS	14	25	-44.0	65	115	-43.5

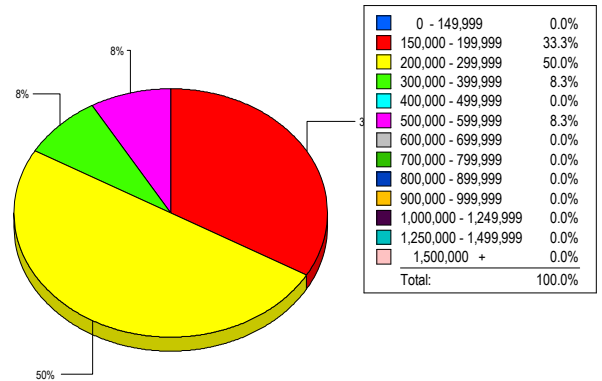
SALES TREND



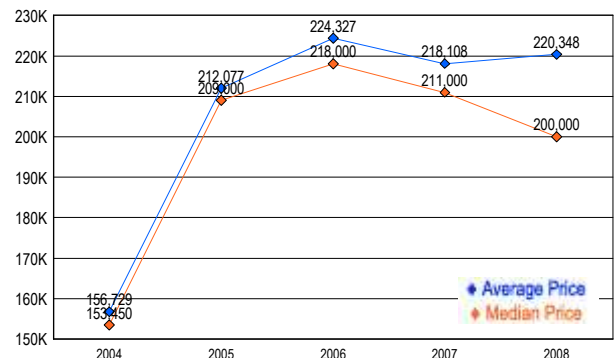
SETTLEMENTS

Price Range	New This Month			Year-To-Date		
	2008	2007	% Change	2008	2007	% Change
0 - 149,999	0	0	0.0	3	3	0.0
150,000 - 199,999	4	8	-50.0	24	39	-38.5
200,000 - 299,999	6	14	-57.1	24	62	-61.3
300,000 - 399,999	1	1	0.0	1	3	-66.7
400,000 - 499,999	0	0	0.0	0	0	0.0
500,000 - 599,999	1	0	100.0	2	1	100.0
600,000 - 699,999	0	0	0.0	1	0	-100.0
700,000 - 799,999	0	0	0.0	0	0	0.0
800,000 - 899,999	0	0	0.0	0	1	-100.0
900,000 - 999,999	0	0	0.0	0	0	0.0
1,000,000 - 1,249,999	0	0	0.0	0	0	0.0
1,250,000 - 1,499,999	0	0	0.0	0	0	0.0
1,500,000 +	0	0	0.0	0	0	0.0
TOTALS	12	23	-47.8	55	109	-49.5

MARKET BY PRICE RANGE



AVERAGE & MEDIAN PRICE



DATA SOURCE: Metropolitan Regional Information Systems, Inc. (MRIS)

NOTES: Properties not listed through this Multiple Listing Service are not reflected. The term "sales" represents ratified purchase contracts. Current year information is preliminary and subject to revision. Current year-to-date contract information may not equal the sum of the monthly contract totals reported in